



EndoSize

Intelligent workflows for planning cases in minutes

Vascular Edition 

Your comprehensive solution for endovascular procedure planning

EndoSize is an intuitive software that allows surgeons to fully plan the treatment strategies and placement of devices. It accurately measures the anatomy based on CT images, suggests the available endograft designs, and defines all other relevant parameters. The fact that surgeons themselves control every part of the planning gives them greater confidence that all details of the procedure have been taken into account.



Algorithm based on artificial intelligence

- ✓ Dedicated modules according to the anatomical region of the pathology
- ✓ Fast, automated image processing
- ✓ Streamlined step-by-step workflow
- ✓ The only planning tool on the market that is compatible with both PC and Mac
- ✓ Easy to learn with a user-friendly interface
- ✓ PACS connectivity

Main applications



EVAR

FEVAR

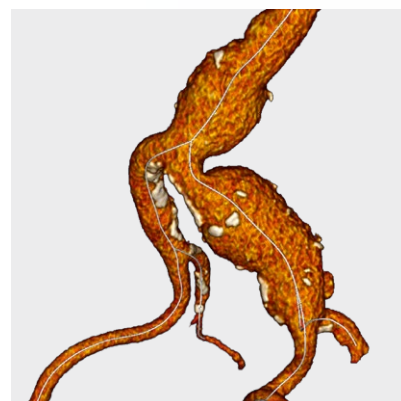
TEVAR

SFA
AngioplastyCarotid
Angioplasty



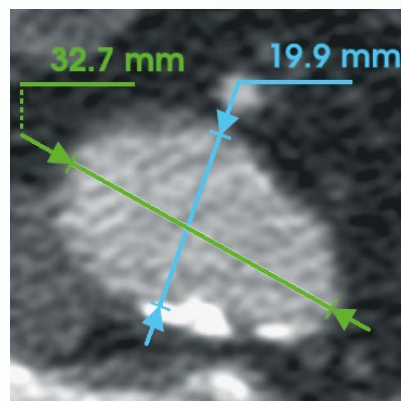
Import your 3D data set with great flexibility

- Import DICOM datasets from the **sources of your choice**, such as PACS, medical cloud systems, file hosting services, hard disk drives or CD-ROMs
- **Manage data in different data-bases in a user-friendly way** through keywording in bookmarks and search results as feed text
- **Select the appropriate module** according to the procedure and its anatomical region: Aorto-iliac, Thoracic, Thoraco-abdominal, or Peripheral



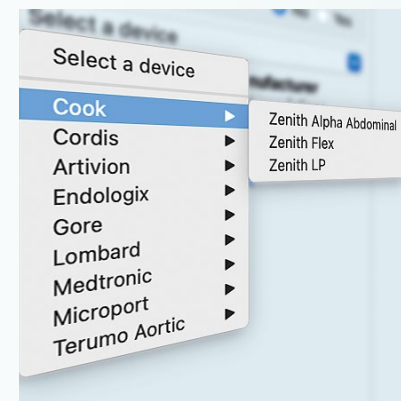
Get the 3D segmentation of the aorta and create center-lines with a few clicks

- **Select relevant area of the aorta within seconds** simply by setting a few keypoints
- **Automatically receive a segmentation of the volume of interest** by an adaptive, reliable algorithm
- **Calculate and display the centerlines with just a few clicks** as the basis for measurements, even in collateral arteries



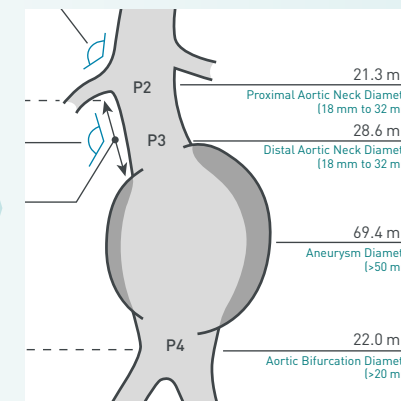
Generate all relevant measurements via an automated process

- **Generate all relevant measurements** such as length, angle, volume, diameter, clock position
- **Adjust or add measurements manually** if necessary – easy and fast to execute



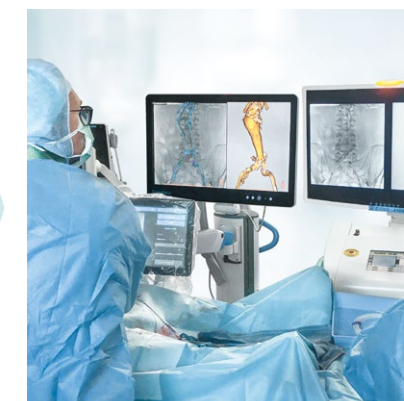
Choose the best strategy by selecting the appropriate endografts

- **Access all main endografts available on the market** to choose from a uniquely comprehensive catalog containing all the detailed information and order codes
- **Get a proposal of endograft sizes with suitable diameters and lengths** based on the measurement results
- **Set in advance the ideal positioning of the C-arm** displaying simulated anatomy views to avoid parallax errors, unnecessary X-ray dose and contrast media and save time during the procedure



Easily store and share your comprehensive planning

- **Create a clear and customizable digital report** summarizing all the information relevant for the intervention, such as measurements, choice of endograft, snapshots and videos
- **Securely store your report** using the PACS system or share it with colleagues via our innovative EndoSizeMe app



Profit from the best setting for your procedure

- **Gain a high level of confidence for your surgery**, knowing that everything has been taken into account due to the comprehensive and user-friendly planning process.
- **Provide the entire OR team with a clear report as a valuable briefing** in preparation for the upcoming intervention
- **Ensure patient-friendly treatment** since procedures are planned directly by the surgeon, avoiding unnecessary X-rays and contrast media, and saving time

EndoNaut

Ideal extension for precise and efficient procedures
Import all information from your planning process into EndoNaut to obtain intraoperative capabilities and enable image fusion



International support team at your side:

contact@therenva.com

www.therenva.com

Free trial version upon request.



For Mac (OSX 10.15+)

For Windows (10/11, 64 bits)

Information provided by the EndoSize software is not intended to support or replace any medical decisions with respect to the patient's medical care. The sole and exclusive responsibility for determining the accuracy, completeness or appropriateness of any diagnostics, clinical or medical information provided by EndoSize resides solely with the healthcare provider.



EndoSize® is a registered trademark of Therenva SAS.

In the USA, the EndoSize® software obtained a substantial equivalence determination and FDA clearance through the CDRH premarket notification process (510(K)).

In Europe, the EndoSize® software is CE marked (class IIa), not eligible for reimbursement.

The information provided in the labelling and manual is intended for healthcare professionals only.

For the safe and successful operation and use of the device, always read the instructions.

ES_VE_2504_ENG Update 2025/04/02. Non-contractual document - © 2025 Therenva SAS.

All rights reserved.